




## MIMETISM AUDIO - MA 20.1 - INSTRUCTIONS



MIMETISM AUDIO - WEBSITE : [HTTP://WWW.MIMETISM.COM](http://www.mimetism.com) - EMAIL : [INFO@MIMETISM.COM](mailto:info@mimetism.com)

## MIMETISM AUDIO - MA 20.1 - 24.2

### TABLE OF CONTENTS

1	Owner'Manual	2	Table of Contents
3	Safety	4	Front Panel - Logic
5	Rear Panel	6	Analog
7	Digital	8	Index Remote Control
9	Display	10	Open / Close
11	Play	12	Track - Phase
13	Scan - Random	14	Repeat
15	Time	16	Specifications
17	Mimetism Products	18	The End

## MIMETISM AUDIO - MA 20.1 - MA 24.2

### SAFETY

#### ADVICE AND WARNINGS READ THIS BEFORE OPERATING YOUR UNIT

Please read this manual carefully, to assure proper operation and the best possible performance.

Always disconnect your entire system from the AC mains before connecting or disconnecting any cables, or when cleaning any component.

This product must be terminated with a three-conductor AC mains power cord that includes an earth ground connection. To prevent shock hazard, all three connections must always be used. AC extension cords are not recommended for use with this product.

Never use flammable or combustible chemicals for cleaning audio components.

Never operate this product with any covers removed.

Never wet the inside of this product with any liquid.

Never pour or spill liquids directly onto this unit.

Never block airflow through ventilation slots or heat sinks.

Never bypass any fuse.

Never replace any fuse with a value or type other than those specified.

Never attempt to repair this product. If a problem occurs, contact your Mimetism retailer.

Never expose this product to extremely high or low temperatures.

Never operate this product in an explosive atmosphere.

Always keep electrical equipment out of the reach of children.

Always unplug sensitive electronic equipment during lightning storms.

**CAUTION** : Do not open the chassis. There are no user serviceable parts inside the unit; leave all servicing to your local dealer.

Mimetism is set internally for 100, 115 or 230 VAC mains operation at either 50 or 60 Hz. Make sure that the label on the bottom of the unit indicates the correct AC operating voltage and for your location before connecting it to AC mains.


Marking by the "CE" symbol indicates compliance of this device with the EMC and LVD standards of the European Community.

**DANGER** : Invisible laser radiation when open and interlock failed or defeated.  
**AVOID DIRECT EXPOSURE TO BEAM**

**LASER** : Class 1 Product




# MIMETISM AUDIO - MA 20.1 - MA 24.2 FRONT PANEL



- ① Display
- ② Jog-Shuttle
- ③ Jog-Shuttle
- ④ Drawer

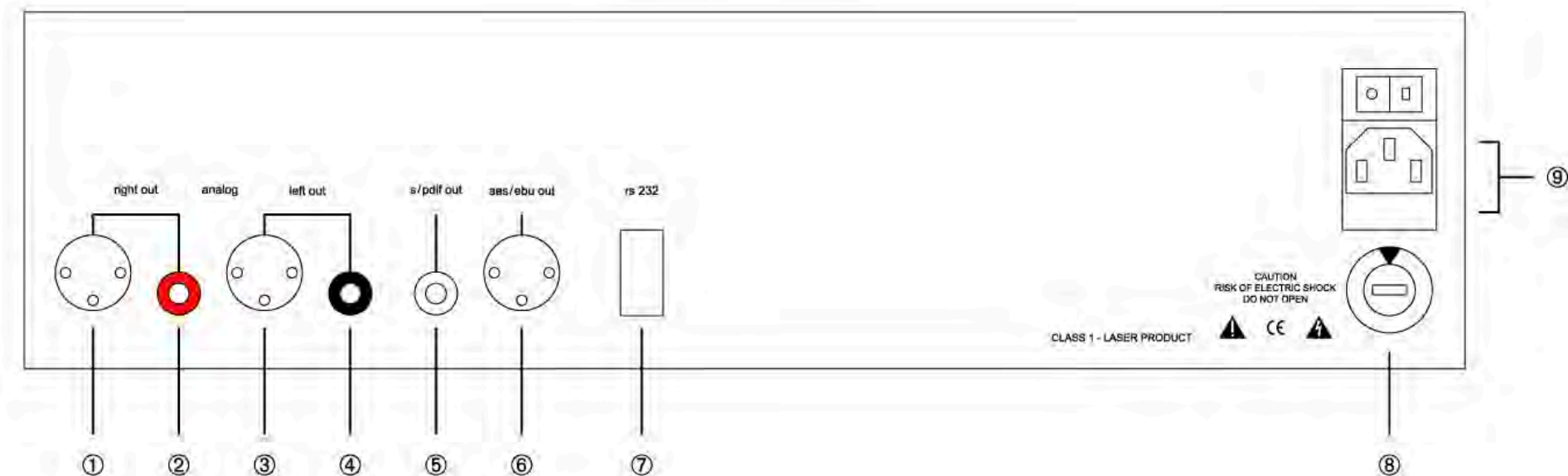
Mimetism Audio - Jog-Shuttle

Left - Push - Right



- ② ◀ Left - Preview Track
- ② ◻◻ Push long - Standby
- ② ▶ Right - Next Track
- ③ ◻ Left - Stop / 2 x Open
- ③ ◻ Push - Display Intensity Change
- ③ ▶ Right - Play / 2 x Pause

# MIMETISM AUDIO - MA 20.1 - MA 24.2 REAR PANEL



① Analog Balanced Right Output

② Analog Right Output

③ Analog Balanced Left Output

④ Analog Left Output

⑤ S / PDIF Output

⑥ AES / EBU Output

⑦ RS 232 Update Port

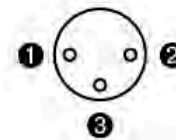
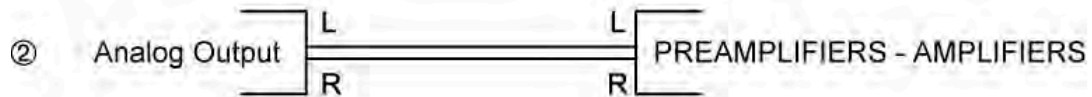

⑧ AC Selector 100. 115. 230 VA

⑨ AC Mains Input and AC Power ON / OFF Switch

# MIMETISM AUDIO - MA 20.1 - 24.2 OUTPUTS - BALANCED - SINGLE ENDED



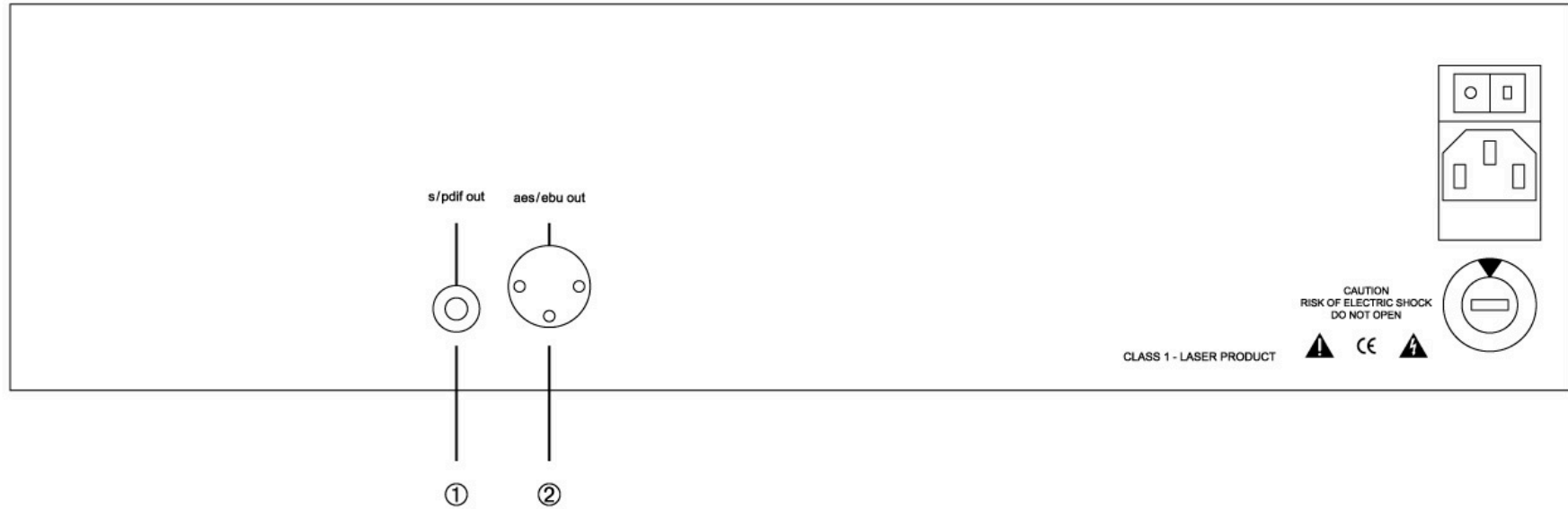
## Mimetism Audio - XLR Connector Polarity - Outputs



- ① Ground
- ② Signal in Phase
- ③ Signal out of Phase

# MIMETISM AUDIO - MA 20.1 - 24.2

## OUTPUTS - DIGITAL



① S / PDIF Output — Input Digital - PREAMPLIFIERS DA - AMPLIFIERS DA - CD-R - DVD-R - Etc...

② AES / EBU Output — Input Digital - PREAMPLIFIERS DA - AMPLIFIERS DA - CD-R - DVD-R - Etc...

# MIMETISM AUDIO - MA ZAP - REMOTE CONTROL

## MA 20.1 - MA 24.2 - MA 15.2 - MA 37.2



	Standby		Next Track		Play / Pause
	Scan		Previous Track		Stop / Open
	Random		Phase Selection		Search Forward
	Display		Repeat		Search Backward
1	Numeric Keypad	2	Numeric Keypad	3	Numeric Keypad
4	Numeric Keypad	5	Numeric Keypad	6	Numeric Keypad
7	Numeric Keypad	8	Numeric Keypad	9	Numeric Keypad
0	Numeric Keypad				Time

CD Player

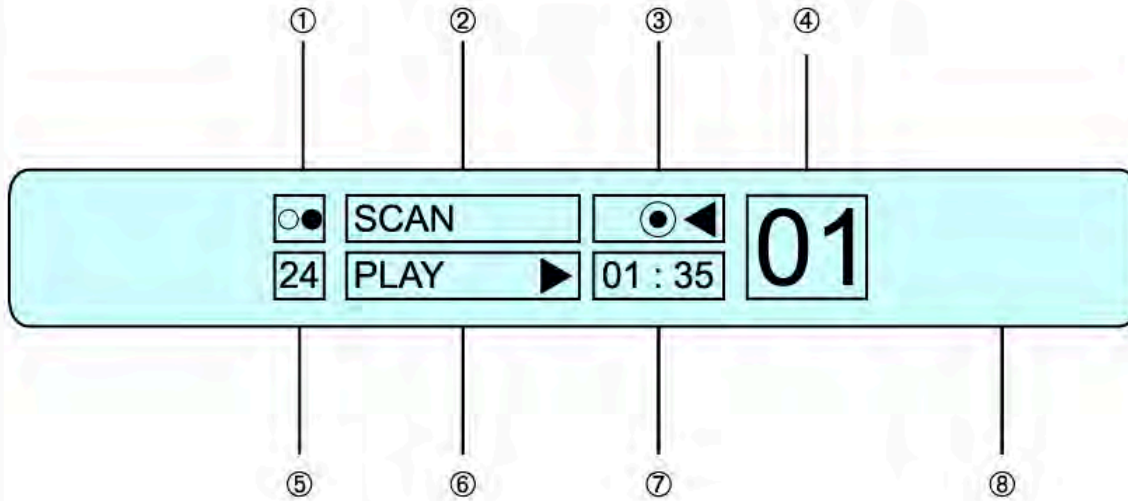

	Standby		Select Output 1		Select Output 2
	Text Edit		Balance		Adjust Level
	Record		Next Input		Volume +
	Display		Previous Input		Volume -

Amplifier



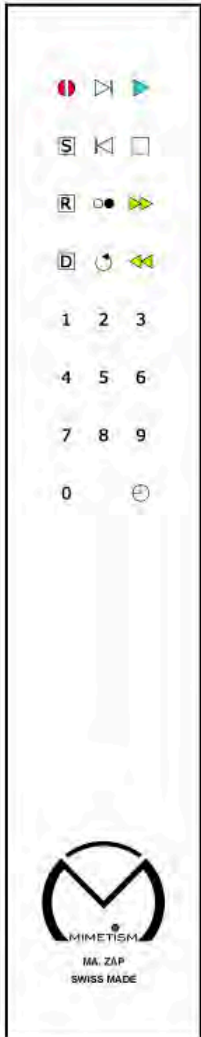


# MIMETISM AUDIO - MA 20.1 -MA 24.2 GRAPHIC FLUORESCENT DISPLAY





- ① ○ ●
- ② [S] [R] ↻
- ③ ↻
- ④ Track Indicator / Keypad 1 > 0
- ⑤ Total Tracks Number
- ⑥ ▷ □
- ◀ ▶ ⏪ ⏩
- ⑦ ⌚
- ⑧ [D]

# MIMETISM AUDIO - MA 20.1 -MA 24.2 - REMOTE CONTROL STANDBY - DRAWER



MIMETISM 20.1


 Disc not inserted

 Disc inside

OPEN

Open - 2 x push

# MIMETISM AUDIO - MA 20.1 -MA 24.2 - REMOTE CONTROL PLAY - PAUSE - FORWARD - PREVIOUS



24 PLAY ▶ 01:35 **01**

▶ Play Disc

24 PLAY || 01:35 **01**

▶ Pause / ▶ Return Play


24 FWD >> 01:48 **01**

>> Fast Forward Scan of the music

24 RWD << 01:17 **01**

<< Reverse Scan of the music

# MIMETISM AUDIO - MA 20.1 -MA 24.2 - REMOTE CONTROL TRACK - PHASE



24 PLAY ▶ 00 : 37 **03**

▶ Next Track  
▶ / Next Track / ...

24 PLAY ▶ 00 : 18 **02**

◀ Previous Track  
◀ / Previous Track / ...

24 PLAY ▶ 00 : 18 **02**


In Phase

○● 24 PLAY ▶ 00 : 18 **02**

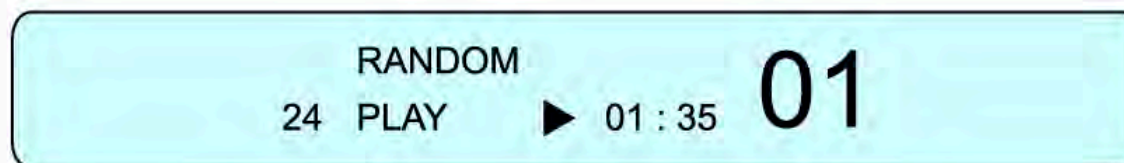
○● Reverse Phase  
○● / Return in Phase

# MIMETISM AUDIO - MA 20.1 - MA 24.2 - REMOTE CONTROL


## SCAN - RANDOM - DISPLAY



**S** Scan the disc, 10" each track  
/ **S** No Scan




**R** Play the disc in a Random order  
/ **R** No Random



**D** The Display light is between  
25% to 100% / Step is 25%

# MIMETISM AUDIO - MA 20.1 - MA 24.2 - REMOTE CONTROL REPEAT - DISC - TRACK



RPT   ◀   01  
24 PLAY   ▶   01 : 35

Repeat Track

RPT   ●   01  
24 PLAY   ▶   01 : 35

Repeat Disc

24 PLAY   ▶   01 : 35   01

No Repeat

# MIMETISM AUDIO - MA 20.1 - MA 24.2 - REMOTE CONTROL TIME - ELAPSED - REMAINING

A vertical panel containing a grid of 12 remote control icons: a red stop button, a red left arrow, a green right arrow, a square button, a left arrow, a right arrow, a repeat button, a stop button, a left arrow, a right arrow, a disc button, a left arrow, a right arrow, and a power button. Below the grid is the Mimetism logo, which consists of a stylized 'M' inside a circle, with the text 'MIMETISM', 'MA. ZAP', and 'SWISS MADE' underneath.

24 PLAY ▶ 01 : 35 **03**

Track Elapsed Time

24 PLAY ▶ 03 : 10 ◀ **03**

⌚ Track Remaining Time

24 PLAY ▶ 14 : 20 ● **03**

⌚ Disc Elapsed Time

24 PLAY ▶ 37 : 05 ◀ ● **03**

⌚ Disc Remaining Time / ⌚ Track Elapsed Time

# MIMETISM AUDIO - MA 20.1 SPECIFICATIONS



Output (digital) S/PDIF, 75 Ohm, 0.5 V  
AES/EBU, 110 Ohm, 2.5 V

distortion 0.0009 % @ 0 dB FS  
0.0090 % @ -20 dB FS  
0.0900 % @ -40 dB FS  
0.9000 % @ -60 dB FS

dynamic 100 dBr

residual noise 20 Hz to 22 kHz - non mesurable

Output (analog) RCA, 2 Vrms  
XLR, 2 Vrms

Voltage 95-105 V 50-60 Hz  
115-135 V 50-60 Hz  
220-240 V 50-60 Hz

Size 430 x 118 x 450 mm

Weight 18 kg

Drive ATAPI IDE  
Asynchronous sample rate converter  
T.I.SRC4190 / 44.1Khz à 192 Khz  
Converter D/A / WOLSON Delta-sigma WM8740  
Transformer TORIQUE 100VA  
Analog connections unbalanced / balanced  
Digital connections / S/PDIF - AES/EBU

## Importante Notice

Mimetism reserve the right to make changes r to their products or discontinue any product o service without notice. Adequate operating s. safeguards must be used to minimize hazard  
Reproduction of user manual information is permissible only if is without alteration and is accompagnied by all relevant conditions, limitations and notice. Source must be clearly identified when reproducing user manual information

## Adress

Mimetism <sup>TM</sup>  
Audio System Manufacturing  
Rue du Chêne  
35660 BRAIN-SUR-VILAINE  
FRANCE

Tel - Fax : + 33 (0) 299.70.21.60


## Comments

Constructive feedback is always welcome. Please feel free to forward us your comments at the adress listed below or to your local dealer or distributeur.


## Dealer



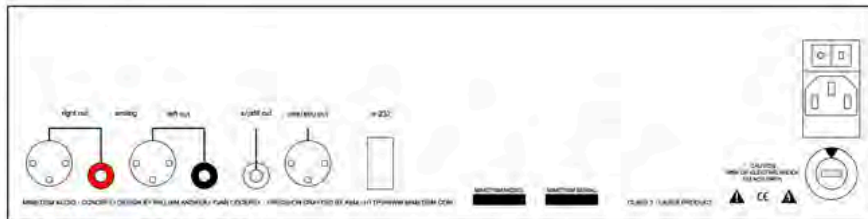
MA 20.1 - MA 24.2 - MA 15.2 - MA 37.2 - MA 61.3



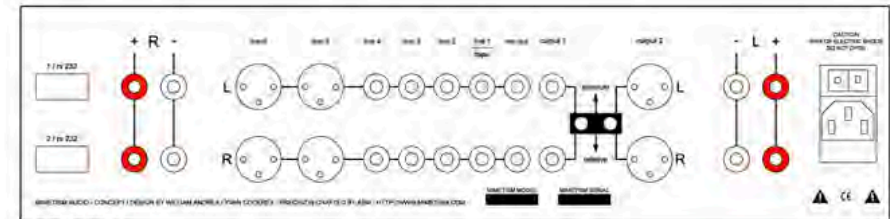
MA 20.1 - MA 24.2




MA 15.2 - MA 37.2



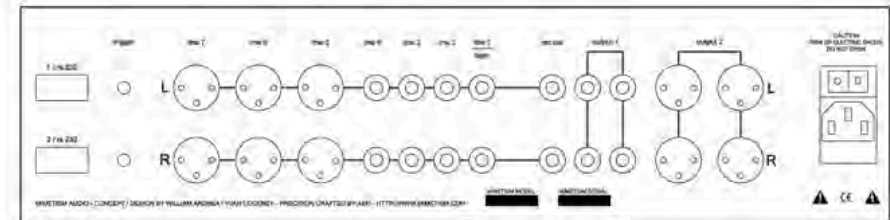
MA 20.1 - MA 24.2



MA 15.2



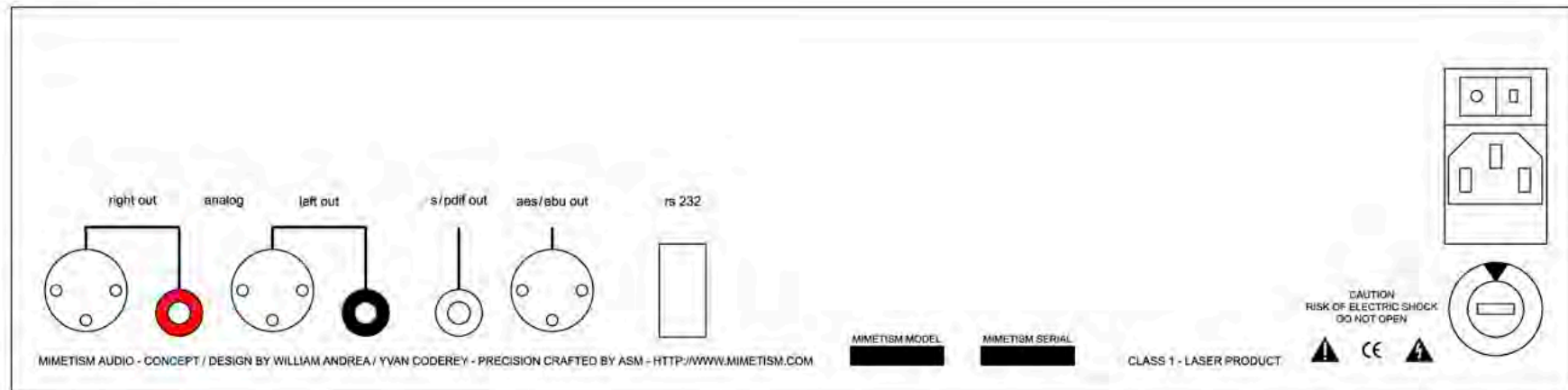
MA 61.3



MA 37.2



## MIMETISM AUDIO - MA 20.1 - 24.2



MIMETISM AUDIO - WEBSITE : [HTTP://WWW.MIMETISM.COM](http://www.mimetism.com) - EMAIL : [INFO@MIMETISM.COM](mailto:info@metism.com)