




MIMETISM AUDIO - MA 15.2 - INSTRUCTIONS



MIMETISM AUDIO - MA 15.2

TABLE OF CONTENTS

1	Owner'Manual	2	Table of Contents
3	Safety	4	Front Panel
5	Rear Panel	6	Speakers Connections
7	Inputs	8	Outputs
9	Index Remote Control	10	Display
11	Volume	12	Balance - Level - Record
13	Text Edit - Inputs	14	Volume Relative
15	Volume Absolute	16	Text Edit - Outputs
17	Inputs 1 > 6 - Outputs 1 > 2	18	Specifications
19	Mimetism Products	20	The End

MIMETISM AUDIO - MA 15.2 - MA 37.2 - MA 61.3

SAFETY

ADVICE AND WARNINGS READ THIS BEFORE OPERATING YOUR UNIT

Please read this manual carefully, to assure proper operation and the best possible performance.

Always disconnect your entire system from the AC mains before connecting or disconnecting any cables, or when cleaning any component.

This product must be terminated with a three-conductor AC mains power cord that includes an earth ground connection. To prevent shock hazard, all three connections must always be used. AC extension cords are not recommended for use with this product.

Never use flammable or combustible chemicals for cleaning audio components.

Never operate this product with any covers removed.

Never wet the inside of this product with any liquid.

Never pour or spill liquids directly onto this unit.

Never block airflow through ventilation slots or heat sinks.

Never bypass any fuse.

Never replace any fuse with a value or type other than those specified.

Never attempt to repair this product. If a problem occurs, contact your Mimetism retailer.

Never expose this product to extremely high or low temperatures.

Never operate this product in an explosive atmosphere.

Always keep electrical equipment out of the reach of children.

Always unplug sensitive electronic equipment during lightning storms.

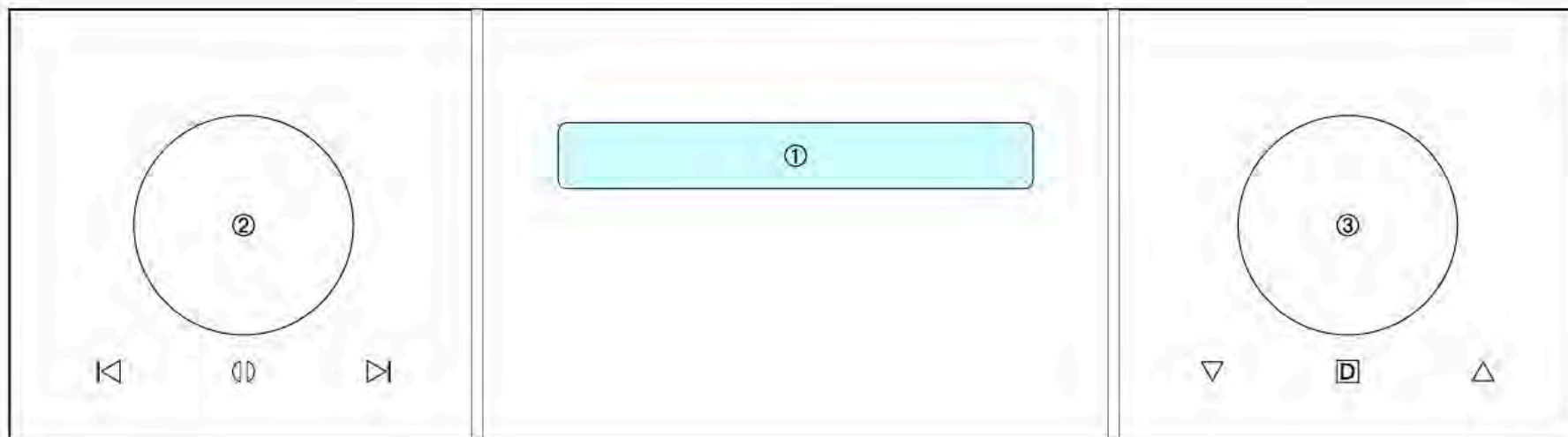
CAUTION : Do not open the chassis. There are no user serviceable parts inside the unit; leave all servicing to your local dealer.

Mimetism is set internally for 100, 115 or 230 VAC mains operation at either 50 or 60 Hz. Make sure that the label on the bottom of the unit indicates the correct AC operating voltage and for your location before connecting it to AC mains.

Marking by the "CE" symbol indicates compliance of this device with the EMC and LVD standards of the European Community.




MIMETISM AUDIO - MA 15.2 - MA 37.2 FRONT PANEL



- ① Display
- ② Jog-Shuttle
- ③ Jog-Shuttle

Mimetism Audio - Jog-Shuttle

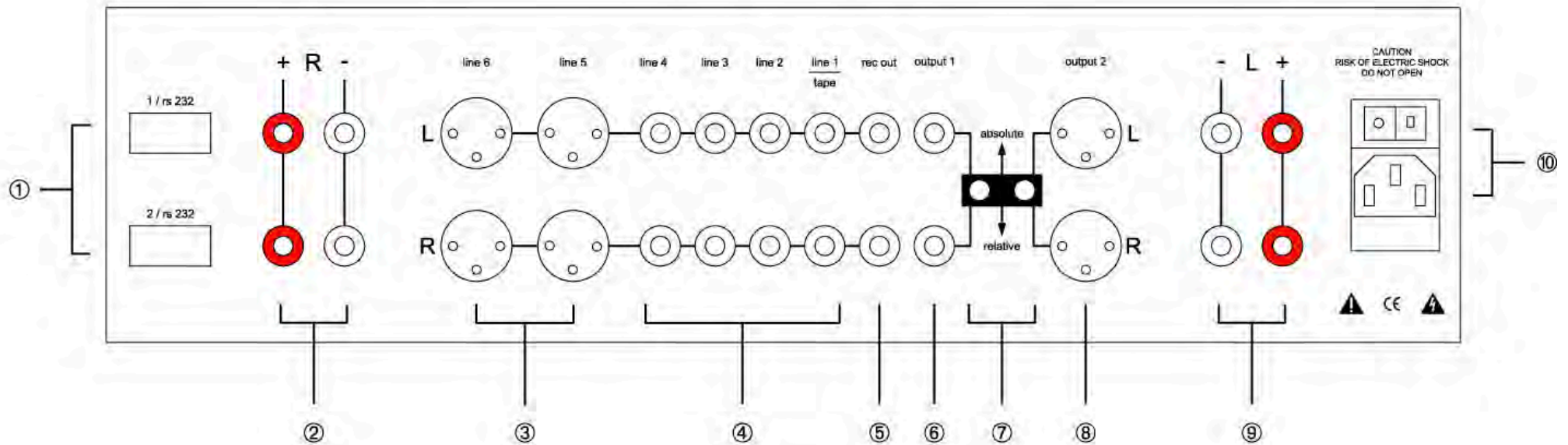
Left - Push - Right



- ② ◀ Left - Previous Input
- ⏸ Long Push - Standby
- ▶ Right - Next Input
- ③ ▼ Left Volume -
- ◻ Push - Display Intensity Change
- ▲ Right Volume +

MIMETISM AUDIO - MA 15.2

REAR PANEL



① RS 232

② Right Chanel

③ Balanced Input Line (line 5. 6)

④ Input Line (line 4. 3. 2. 1)

⑤ Record Output - Monitor

⑥ Output 1

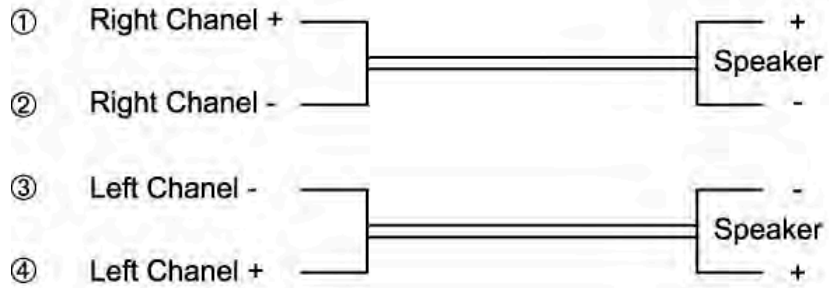
⑦ Level Switches - Absolute and Relative

⑧ Balanced Output 2

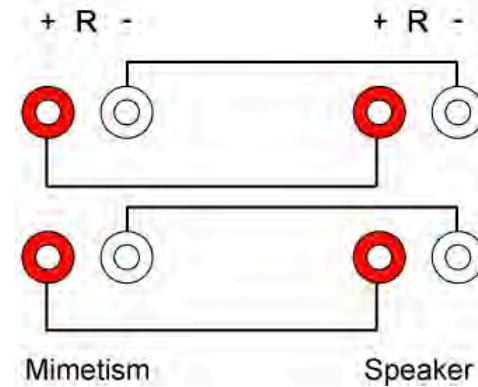
⑨ Left Chanel

⑩ AC Mains Input and AC Power ON / OFF Switch

MIMETISM AUDIO - MA 15.2 SPEAKERS - CONNECTIONS

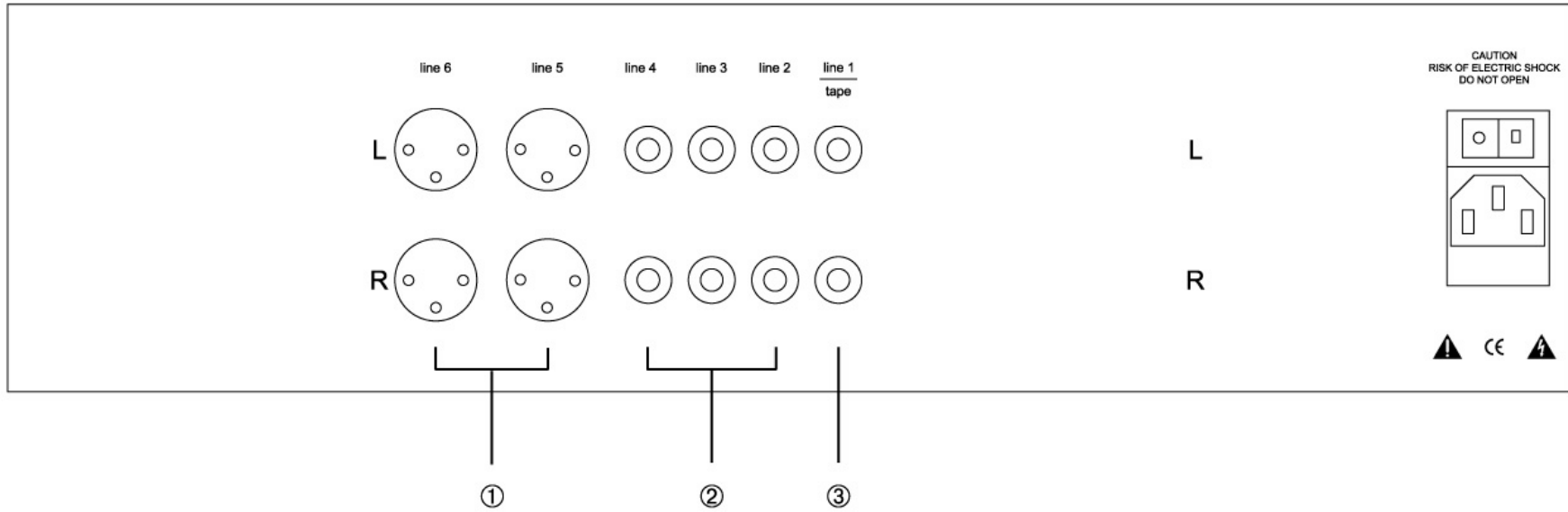


Mimetism Audio - Bi-Wiring Connections

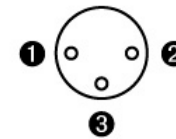
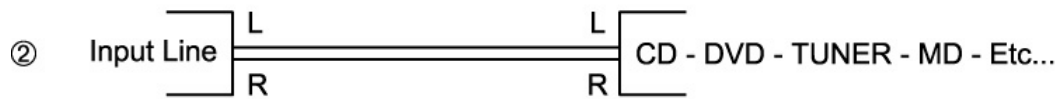


MIMETISM AUDIO - MA 15.2

INPUTS - XLR - RCA - TAPE

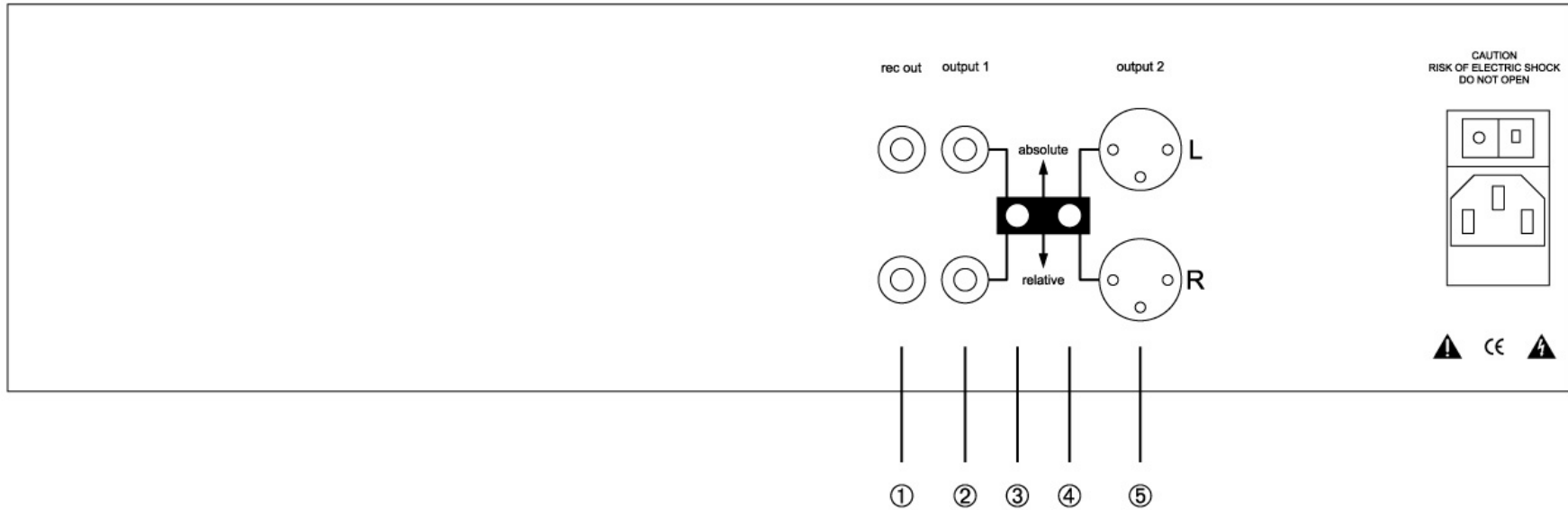


Mimetism Audio - XLR Connector Polarity - Inputs and Outputs



- ① Ground
- ② Signal in Phase
- ③ Signal out of Phase

MIMETISM AUDIO - MA 15.2 OUTPUTS - TAPE - RCA - XLR



Mimetism Audio - Position Standby - Absolute - Relative

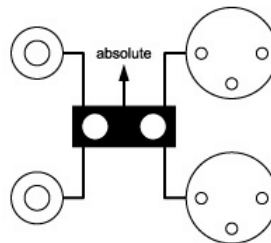
① Record Output - Monitor

② Output 1

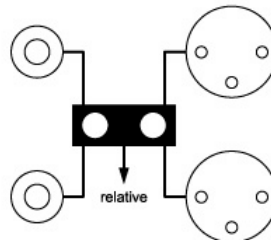
③ Output 1 Level Switch - Absolute and Relative

④ Output 2 Level Switch - Absolute and Relative

⑤ Balanced Output 2



Position Absolute - For Multi-Room or Passive Subwoofer



Position Relative - For Adjuste Outputs - Level ± 10 dB

MIMETISM AUDIO - MA ZAP - REMOTE CONTROL

MA 20.1 - MA 24.2 - MA 15.2 - MA 37.2



	Standby		Next Track		Play / Pause
	Scan		Previous Track		Stop / Open
	Random		Phase Selection		Search Forward
	Display		Repeat		Search Backward
1	Numeric Keypad	2	Numeric Keypad	3	Numeric Keypad
4	Numeric Keypad	5	Numeric Keypad	6	Numeric Keypad
7	Numeric Keypad	8	Numeric Keypad	9	Numeric Keypad
0	Numeric Keypad				Time
	Standby		Select Output 1		Select Output 2
	Text Edit		Balance		Adjust Level
	Record		Next Input		Volume +
	Display		Previous Input		Volume -

CD Player

Amplifier

MIMETISM AUDIO - MA 15.2 -MA 37.2 GRAPHIC FLUORESCENT DISPLAY



MIMETISM 15.2

①

②


L: -0,5 R: +0,5

02 CD PLAYER 21

③

④

⑤



MIMETISM AUDIO - MA 15.2 - MA 37.2 - REMOTE CONTROL VOLUME - INPUTS



02 CD PLAYER 21

△ Volume +

02 CD PLAYER 14

▽ Volume -

01 TAPE 21

◀ Previous Input

03 TUNER 21

▶ Next Input

MIMETISM AUDIO - MA 15.2 - MA 37.2 - REMOTE CONTROL BALANCE - LEVEL - RECORD - DISPLAY

! After 10 seconds of control button inactivity the display returns to the main screen.
In order to exit the menu faster press the keypad... **B** / **L** .

L : - 0 , 5 R : + 0 , 5 **21**
02 CD PLAYER

B Balance Level
Level \pm 10dB



L LEVEL : + 05 **21**
02 CD PLAYER

L Adjuste Input Line
Level \pm 10dB



RECORD **21**
02 CD PLAYER

Select the Input Line
for Recording

21
02 CD PLAYER

D The Display light is between
25% to 100% / Step is 25%



MIMETISM AUDIO - MA 15.2 - MA 37.2 - REMOTE CONTROL TEXT EDIT - INPUTS

! After 10 seconds of control button inactivity the display returns to the main screen.
In order to exit the menu faster press the keypad... **T** .

02 CD PLAYER

21

T Changing Input names

02 CD PLAYER

21

△ Up in character set
▽ Down

02 FD PLAYER

21

▷ Edit Letter after Letter
◁ Back



MIMETISM AUDIO - MA 15.2 - REMOTE CONTROL RELATIVE LEVEL

! After 10 seconds of control button inactivity the display returns to the main screen.
In order to exit the menu faster press the keypad... **1** / **2**.

L LEVEL : - 10 **21**
02 PRE OUT RCA

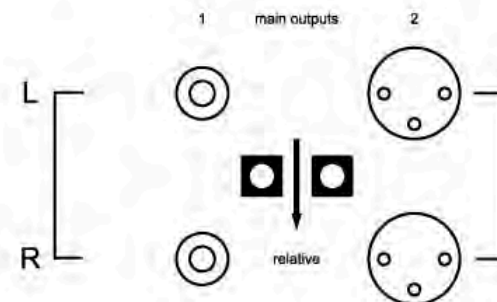
1 Adjustable Output 1 ▾ ▴
Level ± 10dB

L LEVEL : - 05 **21**
02 PRE OUT XLR

2 Adjustable Output 2 ▾ ▴
Level ± 10dB



Mimetism Audio - Relative Level Outputs



MIMETISM AUDIO - MA 15.2 - REMOTE CONTROL ABSOLUTE LEVEL

! After 10 seconds of control button inactivity the display returns to the main screen.
In order to exit the menu faster press the keypad... **1** / **2**.

ABS LEVEL 48
02 PRE OUT RCA

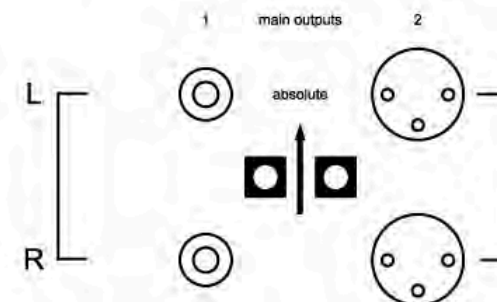
1 Adjustable Output 1 Absolute Volume ▾ ▴

ABS LEVEL 45
02 PRE OUT XLR

2 Adjustable Output 2 Absolute Level ▾ ▴



Mimetism Audio - Absolute Level Outputs



MIMETISM AUDIO - MA 15.2 - MA 37.2 - REMOTE CONTROL TEXT EDIT - OUTPUTS

! After 10 seconds of control button inactivity the display returns to the main screen.
In order to exit the menu faster press the keypad... **T** .

02 CD PLAYER

21

T Change Output names,
Choose **1** or **2** .

02 PRE OUT RCA

21

△ Up in character set
▽ Down

02 FRE OUT RCA

21

▷ Edit Letter after Letter
◁ Back



MA ZAP
SWISS MADE

MIMETISM AUDIO - MA 15.2

INPUTS 1 > 6 - OUTPUTS 1 > 2



01 TAPE 21

02 CD PLAYER 21

03 TUNER 21

02 PRE OUT RCA 21

04 AUX 21

05 CD BALANCED 21

06 AUX BALANCED 21

02 PRE OUT XLR 21

MIMETISM AUDIO - MA 15.2 SPECIFICATIONS



Output power	180 W rms	
Input sensitivity	1.0 V rms for 150 W into 8 Ω 0.9 V rms for 150 W into 4 Ω	
Voltage gain	34.4 V (30.7 dB) into 8 Ω 27.1 V (28.7 dB) into 4 Ω	
Output signal	1 W into 8 Ohms (0 dBr)	
harmonic distortion	0.007 % @ 0 dBr 0.070 % @ -30 dBr	
dynamic	100 dBr	
signal to noise ratio	100 dBr	
residual noise	20 Hz to 22 kHz 46 μ V balanced 46 μ V unbalanced	
Voltage	95-105 V	50-60 Hz
	115-135 V	50-60 Hz
	220-240 V	50-60 Hz
Size	430 x 110 x 450 mm	
Weight	28 kg	

Description

Integrated amplifier fully controlled by digital functions.
Adjustable inputs and outputs \pm 10 dB
Digital volume control on outputs 1 & 2 for multi-room or passive subwoofer
Balance L & R \pm 10 dB
User defined input and output labels on front end display
Proprietary MA-ZAP Remote Control

Importante Notice

Mimetism reserve the right to make changes to their products or discontinue any product or service without notice. Adequate operating safeguards must be used to minimize hazards. Reproduction of user manual information is permissible only if is without alteration and is accompagnied by all relevant conditions, limitations and notice. Source must be clearly identified when reproducing user manual information

Adress


Mimetism TM
Audio System Manufacturing
Rue du Chêne
35500 BRAIN-SUR-VILAINE
FRANCE

Tel - Fax : + 33 (0) 299.70.21.60


dealer




MA 20.1 - MA 24.2 - MA 15.2 - MA 37.2 - MA 61.3



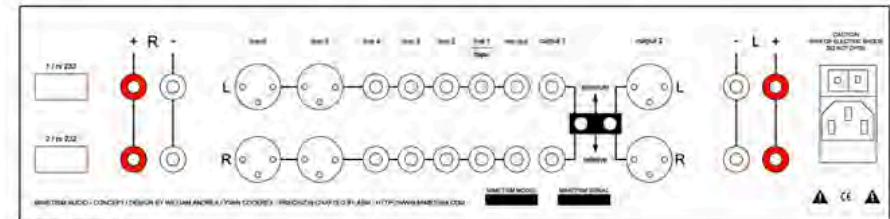
MA 20.1 - MA 24.2




MA 15.2 - MA 37.2



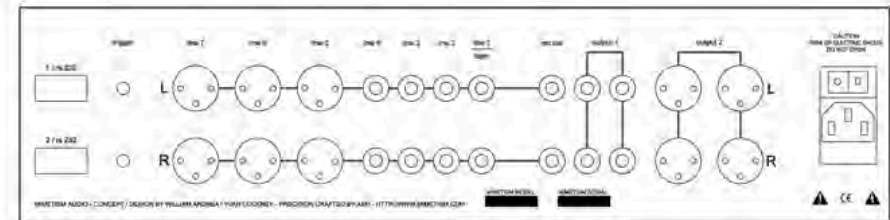
MA 20.1 - MA 24.2



MA 15.2



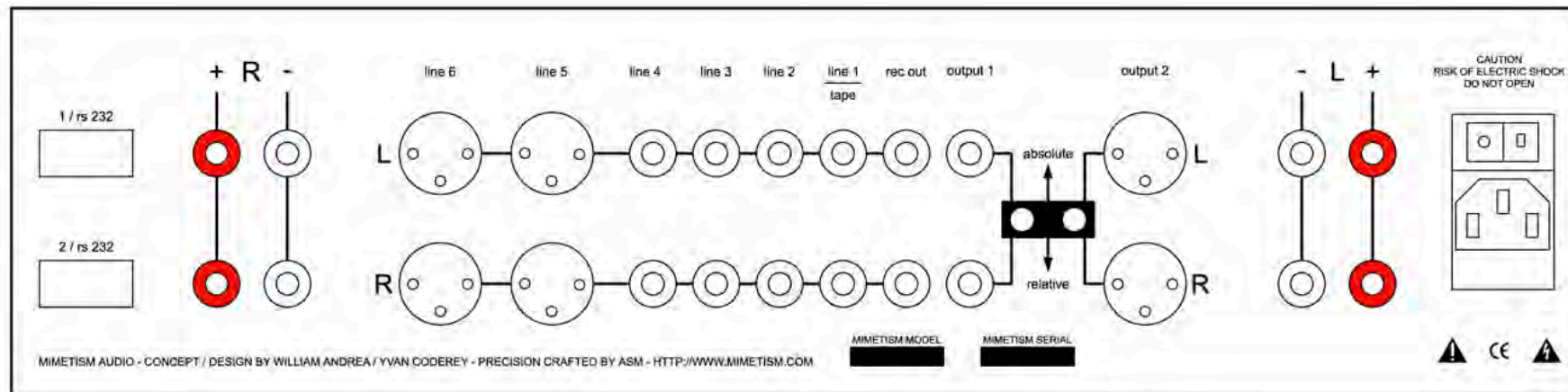
MA 61.3



MA 37.2



MIMETISM AUDIO - MA 15.2



MIMETISM AUDIO - WEBSITE : [HTTP://WWW.MIMETISM.COM](http://www.mimetism.com) - EMAIL : [INFO@MIMETISM.COM](mailto:info@metism.com)